


## Technical data sheet



Item number	<b>02250</b>
Item type	<b>AMD 250/4</b>

### Description

Medium pressure axial fan with cylindrical duct casing, flanges on both sides, direct driven. Long duct casing from sheet steel, enclosing impeller and motor, flanges on both sides with hole pattern to DIN 24155 Pt.3 Axial impeller with 14 aerodynamically profiled blades from polymers. Dynamically balanced to DIN ISO 1940-1, class 6.3 for low-vibration operation. Totally enclosed 3-phase squirrel cage motor with built-in thermal contacts, maintenance-free, speed controllable by voltage reduction, with low-noise sealed for life ball bearings.

### Technical specifications

Artikelnummer	02250
Version	001
Artikeltyp	AMD 250/4
Luftleistung freiblasend	1380 m <sup>3</sup> /h
Max. Luftgeräusch (LWA)	66 dB(A)
Regelbarkeit	Trafo
Nenn Drehzahl	1430 min <sup>-1</sup>
Polzahl	4
Spannung	400 V , 3 ph , 50 Hz
Strom unregelt	0.3 / 0.3 A
Nennleistung	80 W
zul. Fördermitteltemperatur geregelt	40 °C
zul. Fördermitteltemperatur unregelt	60 °C
Schutzart IP	54
Nenn-Ø	250 mm
Gewicht	9.2 kg
Anschlussschemanr.	469
Lieferzeit	6 Wochen

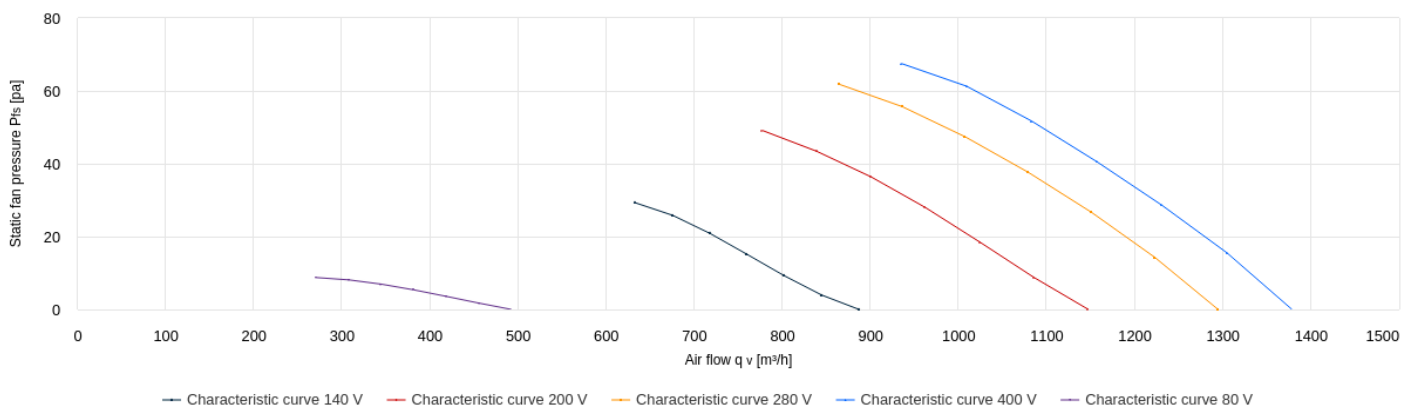
## Technical data sheet

### Schalleistungspegel LWA dB(A)

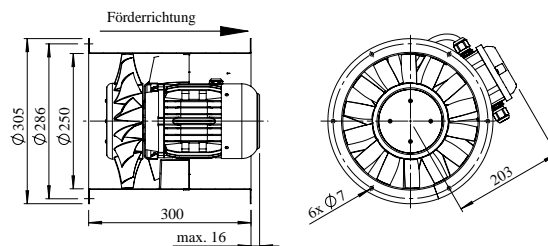
Schallspektrum	Hz	Gesamt	125	250	500	1k	2k	4k	8k
LwA Saugseite	dB(A)	66	45	56	61	62	57	51	40

### Head curve

Characteristic curves (density  $\rho=1.2045 \text{ kg/m}^3$ )



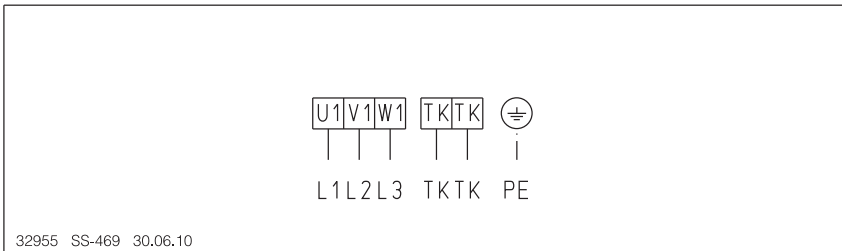
### Dimensional drawing
















**Wiring diagram**

Item number	<b>02250</b>
Item type	<b>AMD 250/4</b>
Connection diagram no.	<b>469</b>



## Zubehör

	Best.-Nr.	Type	Bezeichnung
	00501	ESD 5	Electronic speed controller 3 PH, 5 A
	01203	FR 250	COUPLING FLANGE 250 MM
	01220	STS 250	FLANGED FLEXIBLE CONNECTOR DIA. 250 MM
	01236	SG 250	GUARD FOR FLANGE CONNECTION DIA. 250 MM
	01314	RDS 1	5 STEP TRANSFORMER CONTROLLER 3 PH, 400 V, 1.0 A WITH MOTOR PROTECTION UNIT
	01402	VR 250	EXTENSION DUCT DIA. 250 MM FLANGED AT BOTH ENDS
	01414	ASD-SGD 250	BELL-MOUTH INLET + GUARD
	01447	MK 250-280	MOUNTING FEET (PAIR)
	01452	SDD 1	ANTI-VIBRATION MOUNTS FOR COMPRESSION, 1 SET = 4 PCS
	01454	SDZ 1	ANTI-VIBRATION MOUNTS FOR SUSPENSION, 1 SET = 4 PCS
	01500	TSD 0,8	5 STEP TRANSFORMER CONTROLLER 3 PH, 400 V, 0.8 A

	01672	FM 250	FLEXIBLE SLEEVE DIA. 250 MM WITH 2 CLAMPS
	02592	RVS 250	HORIZ. BACK DRAUGHT SHUTTER
	04941	FF 250	Flat flange DN 250
	05849	MD	FULL MOTOR PROTECTION UNIT FOR 3 PH MOTORS
	06516	TSSD 1	1 STEP TRANSFORMERS, 3 PH 400V FOR CONTROL PANELS, MAX. 1 A CONTENTS:2 PIECES
	08737	RSD 250/300	FLANGED CIRCULAR ATTENUATOR 300 MM LONG
	08738	RSD 250/600	FLANGED CIRCULAR ATTENUATOR 300 MM LONG
	08739	RSD 250/900	FLANGED CIRCULAR ATTENUATOR 300 MM LONG