


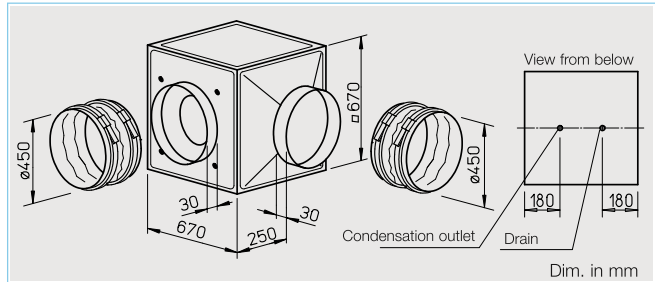
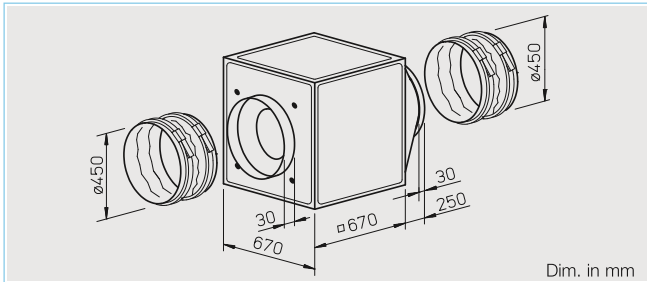

GB

Arbitrary installation position and flexible assembly by five possible discharge directions.



GB T120

Designed for moving dirty, humid and hot air up to max. 120° C. Motor located outside the air flow.



Special features of types GB T120

- Designed for moving dirty, humid and hot air volumes up to max. 120° C.
- Motor located outside of air flow.
- Temperature insulated partition panel between motor and impeller, lined with 20 mm thick, flame-retardant mineral wool.
- Easily accessible motor and impeller unit, removable without disassembling the system components.
- Inspection cover with handle, simply remove for cleaning and maintenance.
- Condensate collector with condensate spigot included in delivery. Drill hole for rain drainage (accessories) for outdoor installation is prepared.

Assembly GB T120

Installation must be carried out with condensation discharge showing downward. Flexible assembly by three possible centrifugal discharge directions via the discharge adapter. Outdoor installation is possible using outdoor cover hood and external weather louvers (accessories).

Feature

Assembly of types GB

Arbitrary installation position and flexible assembly by five possible discharge directions via the discharge adapter. For wall mounting the wall bracket (accessories) have to be used. Outdoor installation is possible using outdoor cover

hood and external weather louvers (accessories).

Impeller

Smooth running backward curved centrifugal impeller highly efficient with polymer blades on galvanised steel disc (with GB T120 aluminium impeller), direct driven. Energy efficient with a low noise development. Dynamically balanced together with the motor to DIN ISO 1940 Pt.1 – class 6.3.

Motor

Maintenance-free external rotor motor or IEC-standard motor protected to IP 54. With ball bearings and interference-free as standard.

Specification of both types

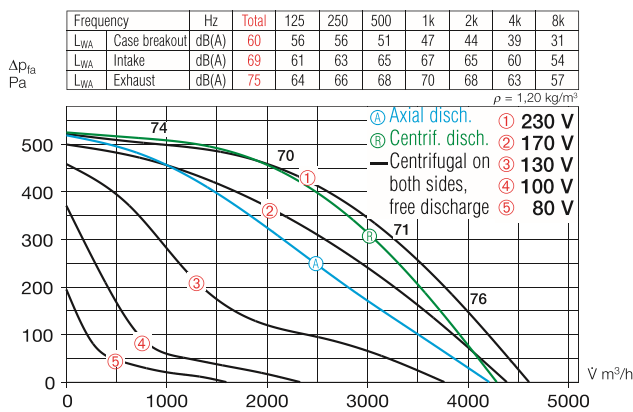
Casing

Self-supporting frame construction from aluminium hollow profiles. Double-walled side panels from galvanised sheet steel, lined with 20 mm thick temperature insulating and flame-retardant mineral wool. Intake cone for ideal inflow as well as spigot and flexible sleeve (for the respective max. permissible air flow temperature) for duct connection. With discharge adapter (from square to circular) on the pressure side for low-loss discharge and flexible sleeve to reduce vibration transmission. Simple positioning by standard crane hooks.

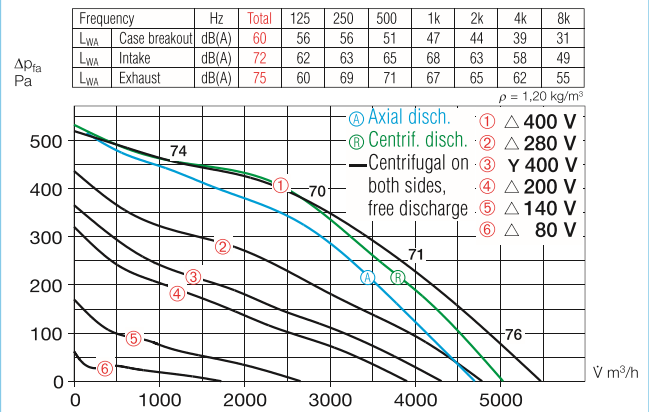
Type	Ref. no.	Air flow volume (FID)	R.P.M.	Sound press. case breakout	Motor power (nominal)	full load	Current speed controlled	Wiring diagram	Maximum air flow temperature Full load controlled	Weight (net) kg	5 step transformer controller with mot. protect. unit	Full motor protection unit using the thermal contacts
		V m ³ /h	min ⁻¹	dB(A) in 4 m	kW	A	A	No.	+°C	+°C	Type Ref. no.	Type Ref. no.
1 Phase motor, 230 V / 1 ph. / 50 Hz, capacitor motor, protection to IP 54												
GBW 450/4	5515	4600	1380	40	0.66	2.90	4.0	864	45	45	MWS 5 1949	TSW 5,0 1497 MW ¹⁾ 1579
2 speed motor, 3 Phase motor, 400 V / 3 ph. / 50 Hz, Y/Δ wiring, protection to IP 54												
GBD 450/4/4	5516	4350/5450	880/1240	40	0.36/0.67	0.67/1.33	1.30	867	55	55	RDS 2 1315	TSW 1,5 1501 MD 5849
1 Phase motor, 230 V / 1 ph. / 50 Hz, capacitor motor, protection to IP 54												
GBW 450/4 T120	5774	7110	1370	45	1.00	4.60	5.50	935	120	100	MWS 7,5 1950	TSW 7,5 1596 MW ¹⁾ 1579
2 speed motor, 3 Phase motor, 400 V / 3 ph. / 50 Hz, Y/Δ wiring, protection to IP 54												
GBD 450/4/4 T120	5775	6210/7180	1100/1350	45	0.65/0.90	1.10/1.60	1.80	947	120	110	RDS 2 1315	TSW 3,0 1502 MD 5849

1) incl. operation switch

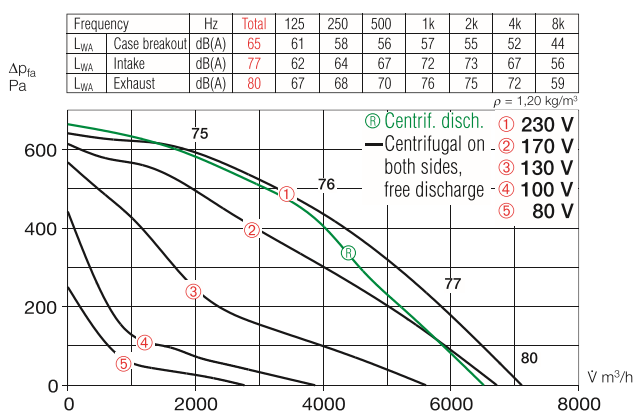
GBW 450/4



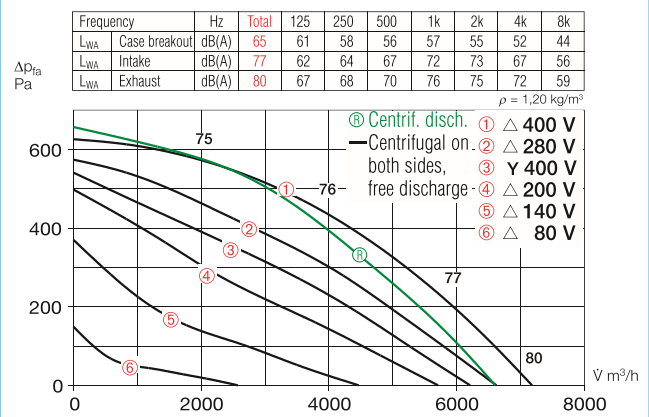
GBD 450/4/4



GBW 450/4 T120



GBD 450/4/4 T120



Electrical connection

Standard terminal box (IP 54) fitted on the motor; with GB T120 fitted on the motor support plate.

Motor protection

Motors have thermal contacts wired to the terminal block and must be connected to a motor protection unit.

Speed control

All types are speed controllable by voltage reduction using a transformer controller. The 3-phase models can also be 2 speed controlled by star/delta switch (accessories DS 2 or full motor protection unit M 4). The duties at different speeds are given in the performance curve.

Sound levels

Total sound power levels and the spectrum figures in dB(A) are given for:

- Sound level case breakout
 - Sound level intake
 - Sound level exhaust
- In the table below as well as underneath the performance curve you can find additionally the sound pressure levels at 4 m (free field conditions).

Accessories of both types

Anti vibration mounts for installation indoors. Set of 4.

SDD-U Ref. no. 5627

Wall bracket for wall mounting.

GB-WK 450 Ref. no. 5626

External weather louvers to cover exhaust opening.

GB-WSG 450 Ref. no. 5639

Outdoor cover hood for outdoor installation.

GB-WSD 450 Ref. no. 5748

On/Off and 2-speed switch for 3-phase Y/ Δ motors.

Type DS 2²⁾ Ref. no. 1351

²⁾ full motor protection unit recommended: MD Ref. No. 5849

Specific accessories

for types GB

Condensate collector with condensate spigot for pipe connection.

GB-KW 450 Ref. no. 5644

(Condensate collector with condensate spigot included in delivery with GB T120).

for types GB T120

Rain drainage for outdoor installation (drill holes for rain drainage is already prepared).

GB-RA Ref. no. 9418

Information	Page
Information for planning	10 on
General techn. information, speed control	15 on
Accessory-Details	Page
Speed controller and full motor protection unit	525 on